

Scaled data based on original data using
LM-79-08 Approved Method: Electrical and Photometric Measurements of Solid-
State Lighting Products

Test Report Prepared for
Cooper Lighting Solutions
(formerly Eaton)

Brand: INVUE

Report Number: P671459

Luminaire Tested: **CCP-SA-1D-840-U-SL3**

Issue Date: 04/16/2023



Test Information

Test Method: LM-79-08
Report Number: P671459
Test Lab: INNOVATION CENTER(G1)
Issue Date: 04/16/2023
Manufacturer: COOPER LIGHTING SOLUTIONS (FORMERLY EATON)
Product Line: INVUE
Catalog Number: CCP-SA-1D-840-U-SL3
Description: INVUE CLEAR CURVE POLE MOUNT LIGHT SQUARE LUMINAIRE @800mA w/ SL3 distribution lens
Light Source: (16) 4000K CCT, 80 CRI LEDS
Ballast/Driver: ELECTRONIC DRIVER

Summary

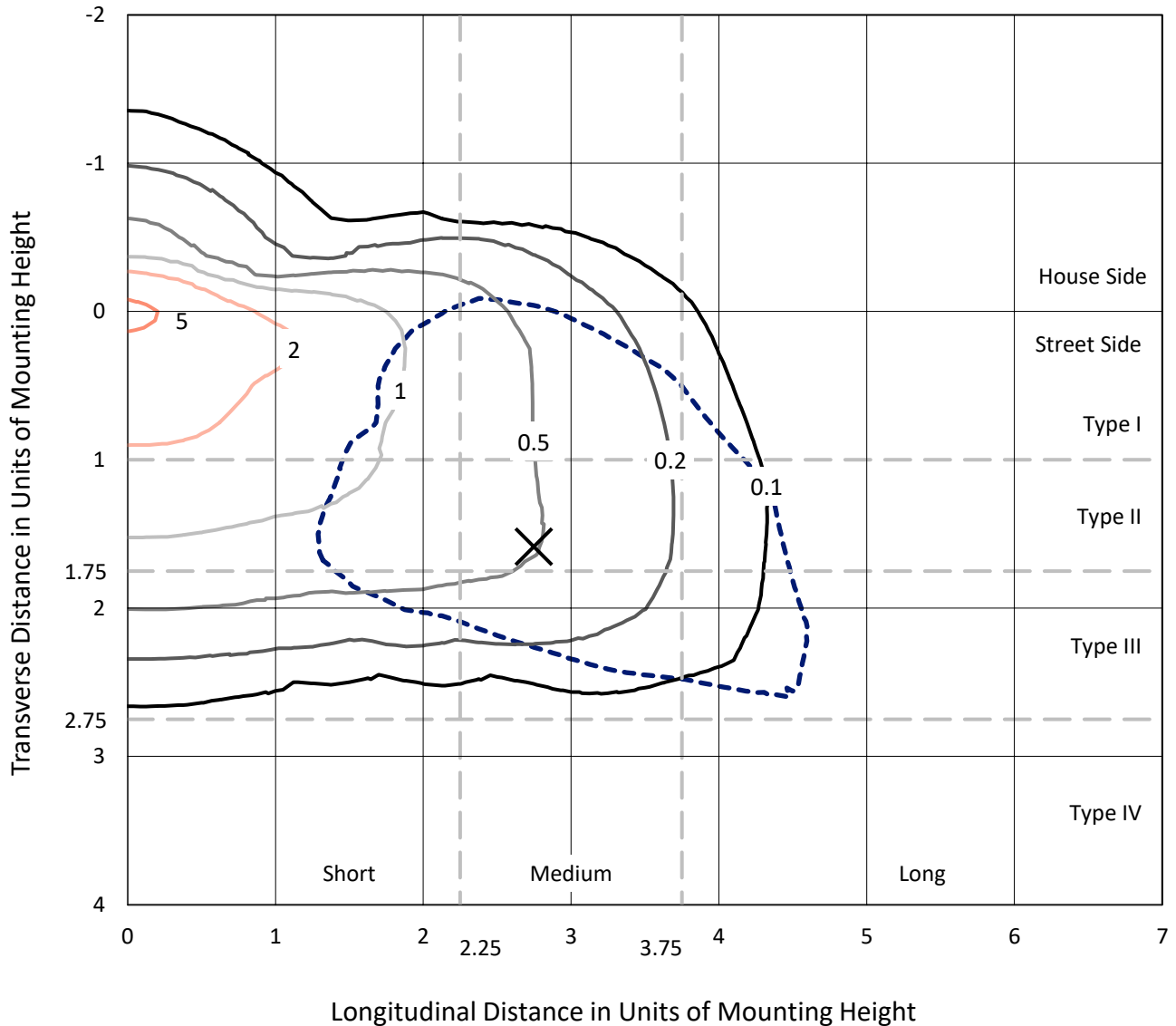
Lumens per Lamp: N/A
Luminaire Lumens: 4701.4 lumens
Efficiency: N/A
Efficacy: 106.8 lumens/watt
Luminous Opening: Rectangular (W 1' x L: 0.5' x H: 0')
IES Classification: Type III - Medium
BUG Rating: B1 - U0 - G2

Input Watts (W): 44
Input Voltage (V): 120
Input Current (Ain): NR
Voltage Rise (V): NR
Power Factor: NR
Total Harmonic Distortion (THDi): NR
Frequency (hertz): 60
Stabilization Time: NR
Operation Time: NR
Ambient Temperature (°C): NR
Test Distance: 25 FT

REPORT NUMBER: P671459
 CATALOG NUMBER: CCP-SA-1D-840-U-SL3

Iso-Footcandle Lines of Horizontal Illumination

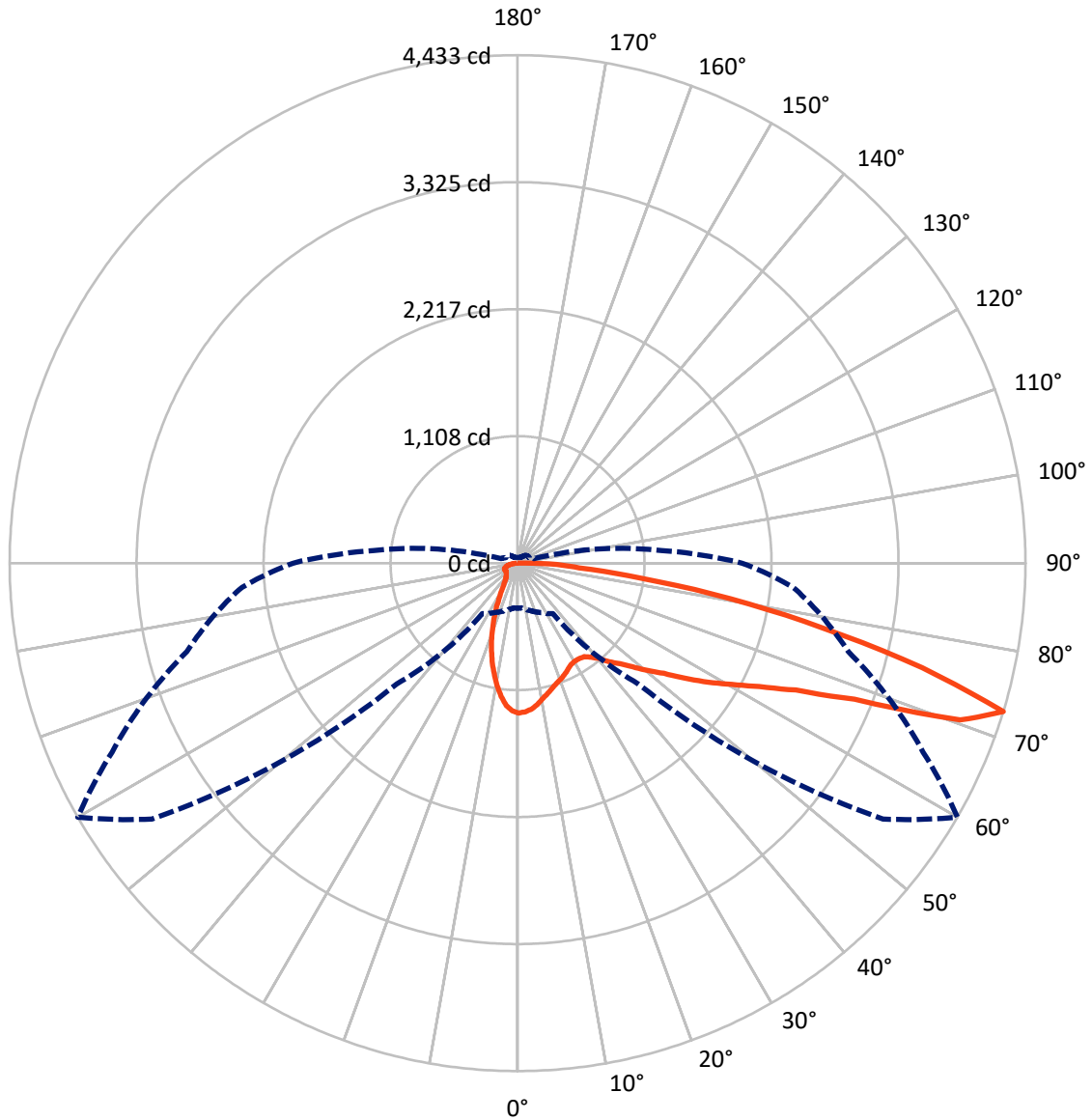
× Max cd
 - - - 1/2 Max cd



Based on 15 foot mounting height. Maximum calculated value = 5.8 fc
 Type III - Medium - N/A

REPORT NUMBER: P671459
CATALOG NUMBER: CCP-SA-1D-840-U-SL3

Luminous Intensity Polar Plot



— Vertical Plane Through 60-Deg Lateral - - - Horizontal Cone Through 72.5-Deg Vertical

REPORT NUMBER: P671459

CATALOG NUMBER: CCP-SA-1D-840-U-SL3

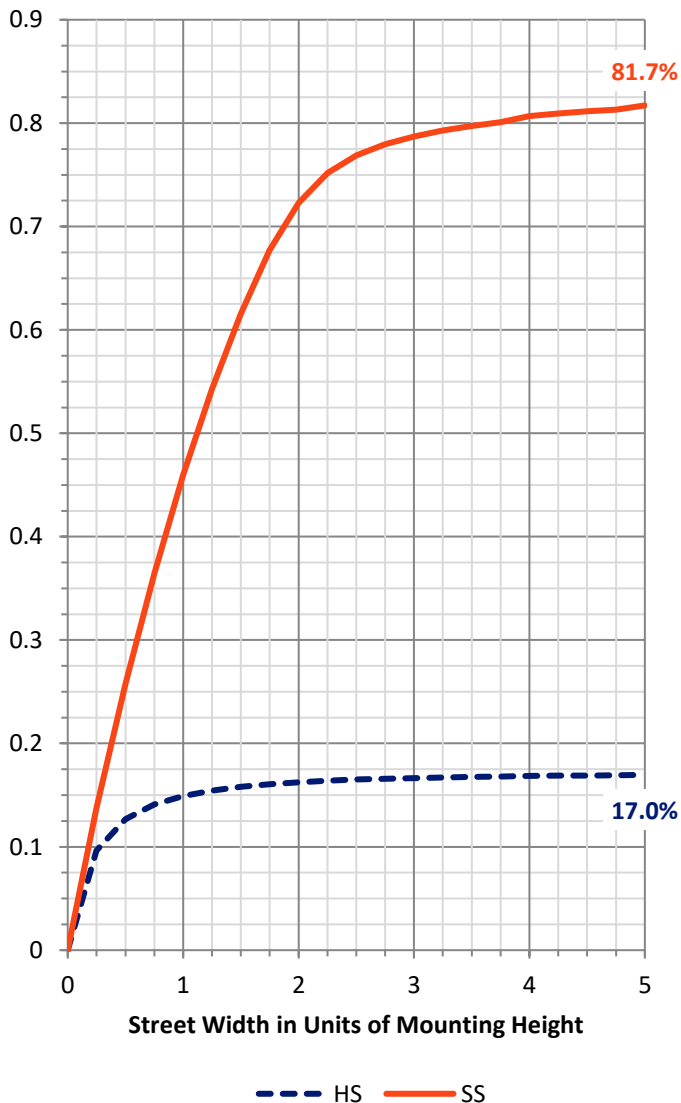
FLUX DISTRIBUTION:

		Downward	Upward	Total
House Side	Lumens	807.7	0.0	807.7
	% Fixture	17.2	0.0	17.2
Street Side	Lumens	3893.7	0.0	3893.7
	% Fixture	82.8	0.0	82.8
Total	Lumens	4701.4	0.0	4701.4
	% Fixture	100.0	0.0	100.0

Coefficient of Utilization

ZONAL LUMENS:

Zone	Lumens	% Fixture
0°-10°	113.5	2.4
10°-20°	257.3	5.5
20°-30°	329.3	7.0
30°-40°	421.3	9.0
40°-50°	577.8	12.3
50°-60°	835.7	17.8
60°-70°	1146.4	24.4
70°-80°	860.3	18.3
80°-90°	159.9	3.4
90°-100°	0.0	0.0
100°-110°	0.0	0.0
110°-120°	0.0	0.0
120°-130°	0.0	0.0
130°-140°	0.0	0.0
140°-150°	0.0	0.0
150°-160°	0.0	0.0
160°-170°	0.0	0.0
170°-180°	0.0	0.0
0°-90°	4701.4	100.0
0°-180°	4701.4	100.0



REPORT NUMBER: P671459

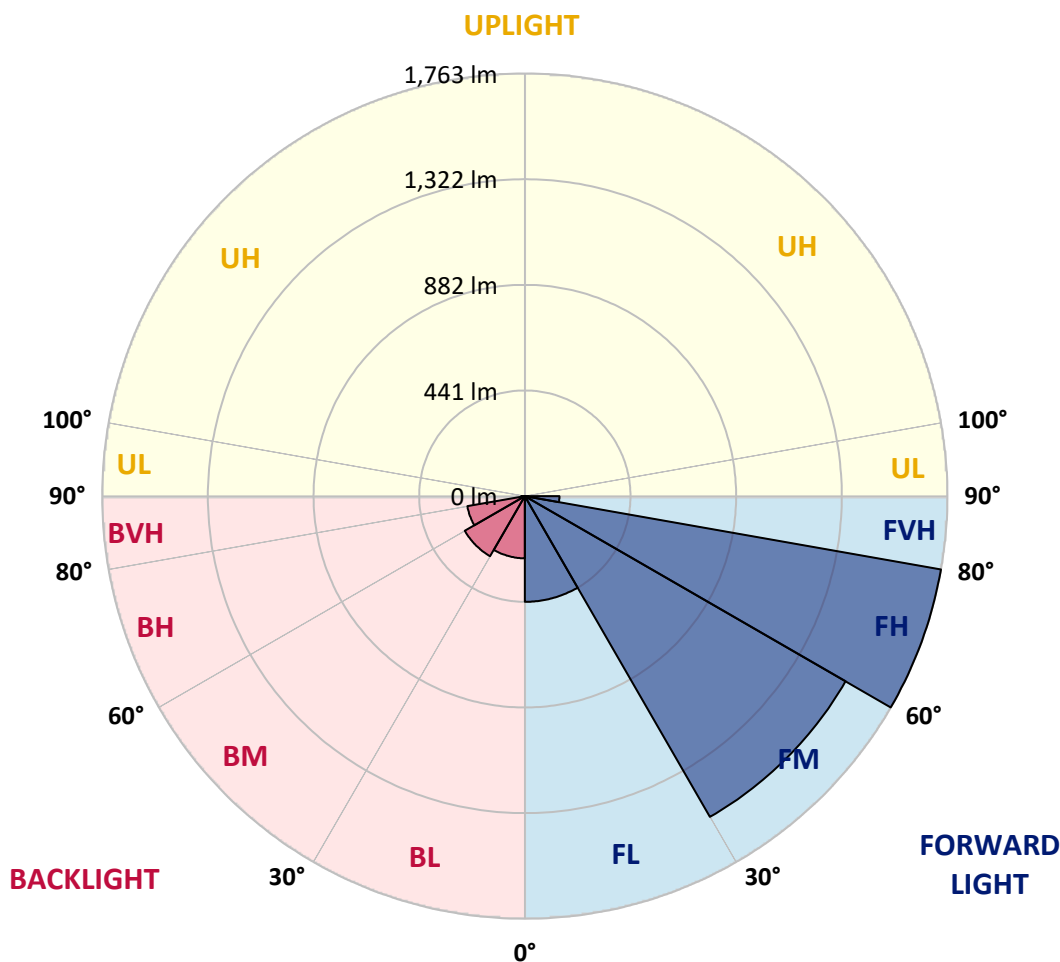
CATALOG NUMBER: CCP-SA-1D-840-U-SL3

LUMINAIRE CLASSIFICATION SYSTEM LUMEN TABLE AND BUG RATING:

Zone	Lumens	% Fixture	Zone Rating/Lumen Limit		
			B	U	G
FL (0°-30°)	440.8	9.4			
FM (30°-60°)	1545.3	32.9			
FH (60°-80°)	1763.3	37.5			G1/1800
FVH (80°-90°)	144.3	3.1			G2/225
BL (0°-30°)	259.2	5.5	B1/500		
BM (30°-60°)	289.4	6.2	B1/1000		
BH (60°-80°)	243.4	5.2	B1/500		G1/500
BVH (80°-90°)	15.6	0.3			G1/100
UL (90°-100°)	0.0	0.0		U0/0	
UH (100°-180°)	0.0	0.0		U0/0	

BUG Rating: B1-U0-G2

Type III Medium





REPORT NUMBER: P671459

CATALOG NUMBER: CCP-SA-1D-840-U-SL3

CANDELA DISTRIBUTION (FULL):

	0°	5°	15°	25°	35°	45°	55°	60°	65°	75°	85°
0°	1309.1	1309.1	1309.1	1309.1	1309.1	1309.1	1309.1	1309.1	1309.1	1309.1	1309.1
2.5°	1281.1	1293.3	1296.8	1296.8	1307.3	1295.1	1312.6	1298.6	1302.1	1307.3	1303.8
5°	1219.8	1240.8	1228.6	1251.3	1242.6	1258.3	1279.3	1279.3	1274.1	1284.6	1275.8
7.5°	1160.3	1153.3	1174.3	1174.3	1188.3	1209.3	1226.8	1244.3	1246.1	1249.6	1247.8
10°	1079.8	1088.6	1099.1	1113.1	1130.6	1151.6	1188.3	1202.3	1205.8	1226.8	1221.6
12.5°	1013.3	1025.6	1032.6	1060.6	1076.3	1106.1	1148.1	1167.3	1169.1	1198.8	1198.8
15°	964.3	971.3	987.1	997.6	1032.6	1074.6	1114.8	1132.3	1151.6	1183.1	1174.3
17.5°	931.1	939.8	946.8	960.8	994.1	1029.1	1092.1	1102.6	1125.3	1170.8	1160.3
20°	911.8	913.6	924.1	932.8	962.6	995.8	1051.8	1079.8	1109.6	1149.8	1139.3
22.5°	915.3	908.3	906.6	918.8	924.1	955.6	1023.8	1053.6	1095.6	1142.8	1125.3
25°	922.3	924.1	920.6	910.1	911.8	939.8	985.3	1023.8	1071.1	1141.1	1106.1
27.5°	939.8	948.6	934.6	924.1	913.6	924.1	971.3	999.3	1051.8	1149.8	1104.3
30°	957.3	966.1	962.6	946.8	925.8	922.3	955.6	990.6	1041.3	1156.8	1104.3
32.5°	983.6	995.8	983.6	988.8	964.3	948.6	960.8	992.3	1051.8	1181.3	1106.1
35°	1013.3	1023.8	1027.3	1015.1	1009.8	980.1	987.1	1002.8	1062.3	1209.3	1123.6
37.5°	1046.6	1058.8	1069.3	1071.1	1053.6	1036.1	1032.6	1041.3	1088.6	1258.3	1142.8
40°	1069.3	1076.3	1097.3	1114.8	1120.1	1095.6	1093.8	1093.8	1135.8	1302.1	1177.8
42.5°	1107.8	1104.3	1134.1	1165.6	1174.3	1160.3	1163.8	1177.8	1202.3	1365.1	1233.8
45°	1127.1	1123.6	1158.6	1211.1	1251.3	1244.3	1247.8	1253.1	1275.8	1464.8	1328.3
47.5°	1153.3	1156.8	1207.6	1267.1	1309.1	1333.6	1352.8	1351.1	1368.6	1566.4	1433.3
50°	1179.6	1186.6	1247.8	1310.8	1384.3	1426.3	1454.3	1473.6	1491.1	1673.1	1554.1
52.5°	1230.3	1237.3	1305.6	1373.8	1468.3	1529.6	1599.6	1597.9	1599.6	1779.9	1674.9
55°	1303.8	1305.6	1345.8	1424.6	1552.3	1664.4	1760.6	1771.1	1741.4	1912.9	1813.1
57.5°	1387.8	1394.8	1429.8	1489.3	1618.9	1793.9	1940.9	1961.9	1881.4	2021.4	1939.1
60°	1466.6	1471.8	1526.1	1594.4	1734.4	1956.6	2122.9	2147.4	2059.9	2154.4	2070.4
62.5°	1377.3	1403.6	1499.8	1655.6	1937.4	2203.4	2353.9	2369.7	2233.1	2289.1	2210.4
65°	1102.6	1120.1	1258.3	1510.3	1951.4	2651.4	2710.9	2668.9	2471.2	2462.4	2422.2
67.5°	614.3	628.3	722.8	987.1	1643.4	2819.4	3479.2	3171.2	2840.4	2723.2	2709.2
70°	484.8	488.3	500.5	554.8	911.8	2485.2	4084.8	4098.8	3444.2	3081.9	2770.4
72.5°	393.8	392.0	428.8	476.0	539.0	1491.1	3894.0	4433.0	3906.3	2987.4	2413.4
75°	301.0	306.3	353.5	421.8	493.5	701.8	2905.2	3647.2	3659.5	2784.4	2035.4
77.5°	229.3	231.0	283.5	372.8	483.0	495.3	1895.4	2717.9	2730.2	2156.1	1121.8
80°	171.5	171.5	215.3	315.0	470.8	456.8	1167.3	1884.9	1706.4	757.8	245.0
82.5°	98.0	105.0	143.5	239.8	427.0	439.3	658.0	1079.8	721.0	206.5	113.8
85°	52.5	54.3	87.5	161.0	351.8	420.0	502.3	537.3	287.0	110.3	52.5
87.5°	19.3	19.3	40.3	82.3	222.3	311.5	399.0	343.0	164.5	50.8	26.3
90°	0.0	0.0	0.0	0.0	0.0	0.0	0.0	0.0	0.0	0.0	0.0



REPORT NUMBER: P671459
 CATALOG NUMBER: CCP-SA-1D-840-U-SL3

CANDELA DISTRIBUTION (continued):

	90°	95°	105°	115°	125°	135°	145°	155°	165°	175°	180°
0°	1309.1	1309.1	1309.1	1309.1	1309.1	1309.1	1309.1	1309.1	1309.1	1309.1	1309.1
2.5°	1307.3	1300.3	1295.1	1300.3	1281.1	1272.3	1282.8	1277.6	1267.1	1261.8	1258.3
5°	1281.1	1272.3	1263.6	1258.3	1237.3	1216.3	1205.8	1184.8	1167.3	1172.6	1162.1
7.5°	1253.1	1244.3	1218.1	1193.6	1151.6	1109.6	1090.3	1060.6	1050.1	1041.3	1036.1
10°	1218.1	1202.3	1162.1	1113.1	1051.8	1004.6	955.6	920.6	883.8	868.1	873.3
12.5°	1174.3	1165.6	1102.6	1027.3	941.6	862.8	805.1	749.0	700.0	673.8	666.8
15°	1155.1	1128.8	1037.8	938.1	829.6	731.5	645.8	547.8	490.0	462.0	462.0
17.5°	1134.1	1085.1	976.6	840.1	715.8	589.8	469.0	379.8	334.3	318.5	318.5
20°	1100.8	1046.6	904.8	747.3	596.8	444.5	336.0	287.0	273.0	262.5	264.3
22.5°	1076.3	1009.8	838.3	656.3	472.5	330.8	264.3	248.5	243.3	239.8	241.5
25°	1048.3	966.1	768.3	558.3	371.0	260.8	229.3	222.3	225.8	227.5	227.5
27.5°	1025.6	929.3	696.5	453.3	280.0	220.5	206.5	204.8	211.8	215.3	217.0
30°	1009.8	896.1	626.5	357.0	224.0	196.0	189.0	189.0	197.8	201.3	203.0
32.5°	994.1	868.1	551.3	273.0	190.8	175.0	173.3	175.0	180.3	180.3	182.0
35°	999.3	841.8	479.5	220.5	171.5	161.0	161.0	161.0	162.8	164.5	164.5
37.5°	1009.8	834.8	402.5	185.5	157.5	150.5	150.5	148.8	150.5	148.8	150.5
40°	1020.3	824.3	332.5	164.5	148.8	143.5	141.8	138.3	136.5	136.5	138.3
42.5°	1064.1	838.3	273.0	150.5	141.8	138.3	133.0	129.5	127.8	127.8	127.8
45°	1120.1	864.6	225.8	143.5	136.5	127.8	124.3	122.5	119.0	120.8	122.5
47.5°	1204.1	904.8	197.8	138.3	131.3	120.8	117.3	113.8	113.8	117.3	117.3
50°	1314.3	971.3	180.3	133.0	126.0	115.5	110.3	108.5	108.5	113.8	113.8
52.5°	1433.3	1048.3	173.3	131.3	120.8	110.3	105.0	103.3	103.3	110.3	110.3
55°	1552.3	1142.8	178.5	131.3	117.3	105.0	99.8	96.3	98.0	103.3	103.3
57.5°	1683.6	1244.3	204.8	131.3	113.8	103.3	96.3	91.0	92.8	94.5	94.5
60°	1827.1	1377.3	250.3	131.3	112.0	99.8	91.0	84.0	84.0	85.8	85.8
62.5°	1972.4	1508.6	315.0	133.0	113.8	98.0	84.0	77.0	75.3	77.0	77.0
65°	2163.1	1718.6	379.8	133.0	119.0	94.5	78.8	70.0	68.3	68.3	70.0
67.5°	2430.9	1869.1	294.0	127.8	122.5	94.5	73.5	64.8	61.3	61.3	61.3
70°	2289.1	1576.9	187.3	119.0	117.3	98.0	70.0	59.5	56.0	54.3	54.3
72.5°	1960.1	1261.8	150.5	112.0	108.5	96.3	66.5	56.0	50.8	49.0	49.0
75°	1571.6	995.8	131.3	101.5	94.5	80.5	61.3	50.8	47.3	43.8	43.8
77.5°	770.0	416.5	99.8	89.3	80.5	61.3	54.3	47.3	42.0	38.5	38.5
80°	192.5	145.3	73.5	70.0	59.5	47.3	43.8	40.3	36.8	33.3	33.3
82.5°	103.3	85.8	52.5	47.3	40.3	33.3	33.3	31.5	29.8	26.3	24.5
85°	52.5	50.8	35.0	31.5	26.3	21.0	22.8	22.8	21.0	15.8	15.8
87.5°	28.0	28.0	17.5	14.0	12.3	10.5	10.5	10.5	8.8	7.0	7.0
90°	0.0	0.0	0.0	0.0	0.0	0.0	0.0	0.0	0.0	0.0	0.0

(END OF REPORT)